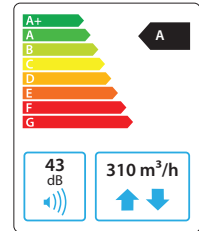


# Domekt R 300 F C8

Maximal air flow, m <sup>3</sup> /h	310
Maximal air flow, l/s	86
Unit weight, kg	56
Supply voltage, V	1~230
Maximal operating current, A	HE6,2
Thermal efficiency of heat recovery, %	83
Reference flow rate, m <sup>3</sup> /s	0,06
Reference pressure difference, Pa	50
SPI, W/(m <sup>3</sup> /h)	0,3
Filters dimensions B×H×L, mm	200×250×46
Electric power input of the fan drive at reference flow rate, W	32
Electric power input of the fan drive at maximum flow rate, W	81
Electric air heater capacity, kW / Δt, °C	1/13,5
Maintenance space, mm	300
Control system	C8



## Acoustic data

A-weighted sound power level  $L_{WA}$ , dB(A) at reference flow rate

Supply inlet	56
Supply outlet	60
Exhaust inlet	56
Exhaust outlet	60
Casing	43

A-weighted sound pressure level  $L_{PA}$ , dB(A)

10 m<sup>2</sup> normally isolated room, distance from casing – 3 m.

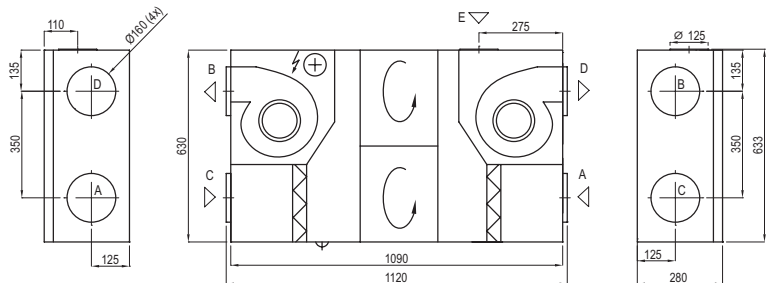
Surroundings	33
--------------	----

## Temperature efficiency

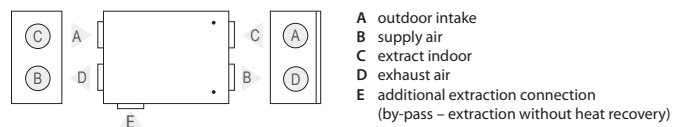
Outside temperature, °C	Winter					Summer		
	-23	-15	-10	-5	0	25	30	35
After heat exchanger, °C	14,1	15,5	16,4	17,3	18,2	22,5	23,4	24,3

indoor +22°C, 20 % RH

### Shown as left (L1)

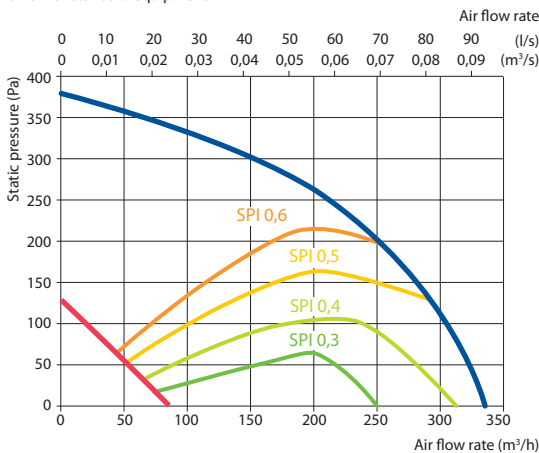


### Shown as right (R2)

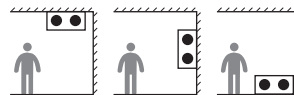


## Performance

Unit with standard equipment



### Mounting positions



## Accessories

Closing damper	AGUJ-M-160+LF230/CM230
Silencer	A/D AGS-160-50-600-M B/C AGS-160-50-900-M
Water heater	DH-160
PPU	PPU-HW-3R-15-0,4-W2
2-way valve (heater)	VVP47.10-0,4

Water cooler	DCW-0,4-3
2-way valve (cooler)	VVP47.10-1,6
Outdoor grill	LD-160
Water heater-cooler	DHCW-160
DX cooler	DCF-0,4-3
Cooling unit	MOU-12HFN8+KA8140

C6.1



C6.2

